

GEO-Sense Footfall Headline Report

Weston-super-Mare

March 2021

57720

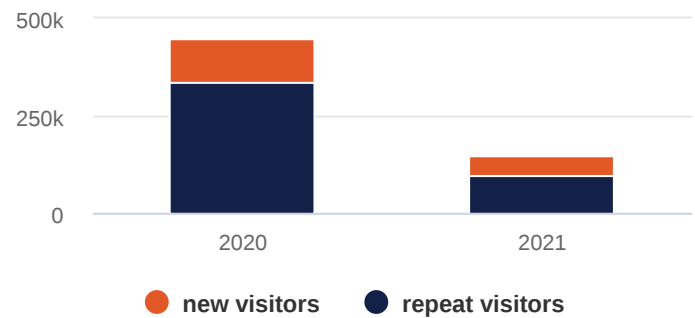
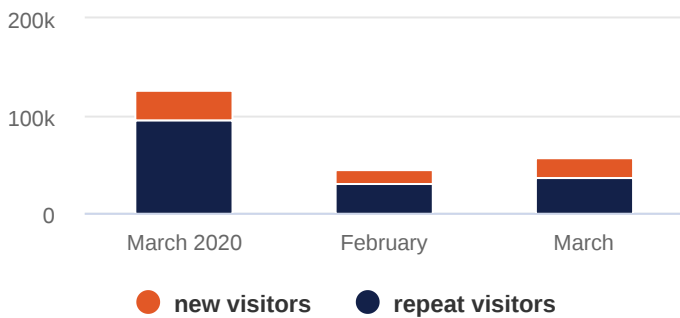
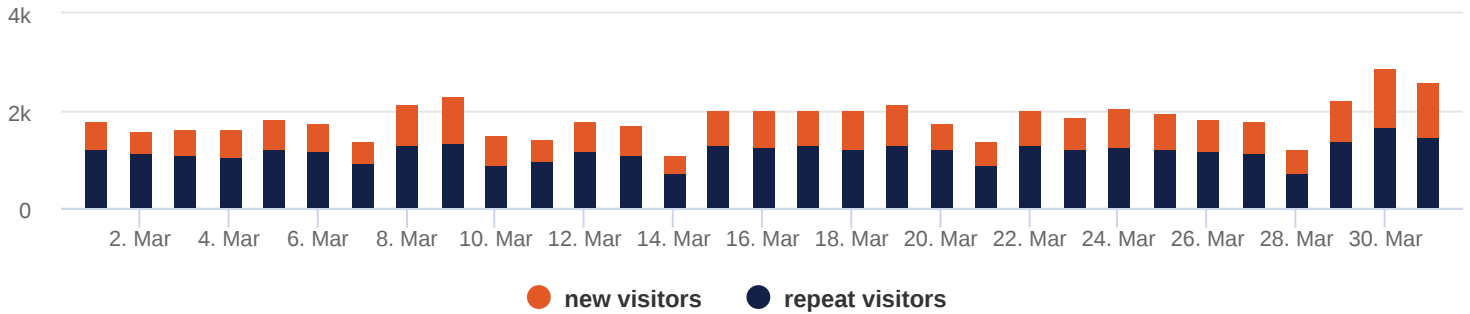
Total visits this period

footfall is
30.84%
up based on last
month

1862

Average visitors per day

Overall footfall statistics



Headlines

- The change in footfall compared to the previous month is a **30.84%** increase
- The total number of visitors was **57720** of which **36494** (63%) have visited previously and **21226** (37%) were new
- The average number of visitors per day has increased by **21.44%** based on the year to date average
- Footfall for the year to date has decreased by **-204.63%** (-303223) based on the same period last year
- The busiest zone during March was the **Weston-super-Mere** with **57720** visitors, **100%** of the total venue visitors

Busiest Days

- The busiest day this month was **Tuesday 30th** with **2911**, **5%** of the total of which **1244** (43%) were new visitors
- During this day the busiest time was between **14:00 and 15:00**
- Average Dwell for the day was **97** minutes

Intelli-Sense Analytics

powered by GEO-Sense

www.geo-sense.co.uk

www.geo-sense.co.uk

