

# GEO-Sense Footfall Headline Report

## Weston-super-Mare

## October 2019

### 195650

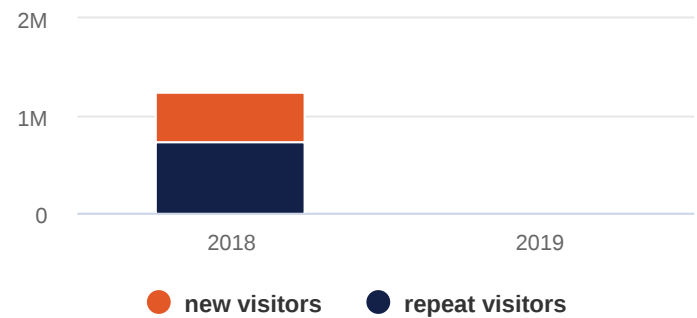
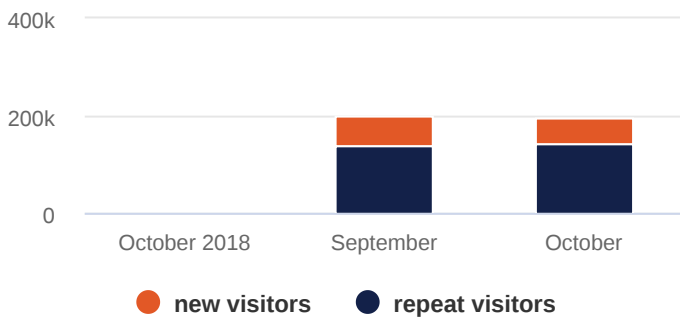
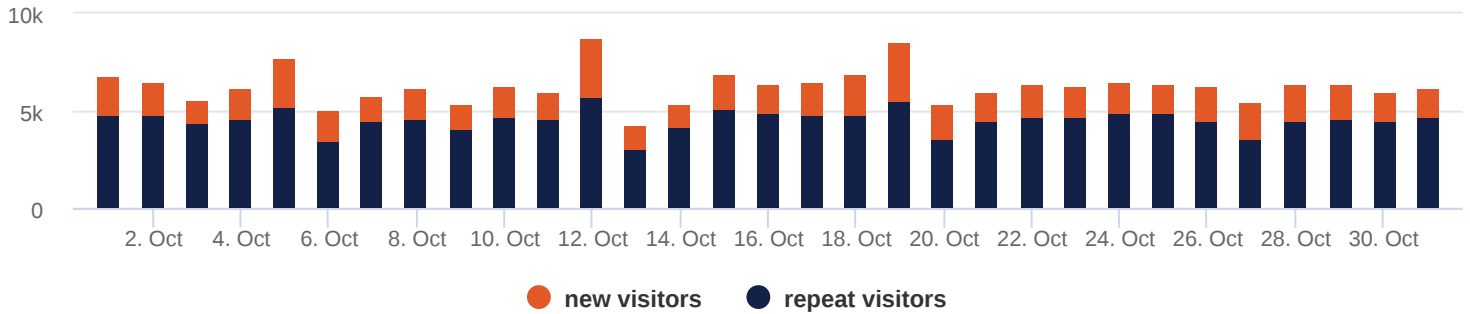
Total visits this period

footfall is  
**-2.4%**  
down based  
on last  
month

### 6311

Average visitors per day

### Overall footfall statistics



### Headlines

- The change in footfall compared to the previous month is a **-2.4%** increase
- The total number of visitors was **195650** of which **141108** (72%) have visited previously and **54542** (28%) were new
- The average number of visitors per day has increased by **0%** based on the year to date average
- Footfall for the year to date has increased by **100%** (1634546) based on the same period last year
- The busiest zone during October was the **Weston-super-Mere** with **195650** visitors, **100%** of the total venue visitors

### Busiest Days

- The busiest day this month was **Saturday 12th** with **8805**, 5% of the total of which **3124** (35%) were new visitors
- During this day the busiest time was between **14:00 and 15:00**
- Average Dwell for the day was **96** minutes

Intelli-Sense Analytics

powered by GEO-Sense

[www.geo-sense.co.uk](http://www.geo-sense.co.uk)

[www.geo-sense.co.uk](http://www.geo-sense.co.uk)

