

# GEO-Sense Footfall Headline Report

## Weston-super-Mare

## May 2020

### 63255

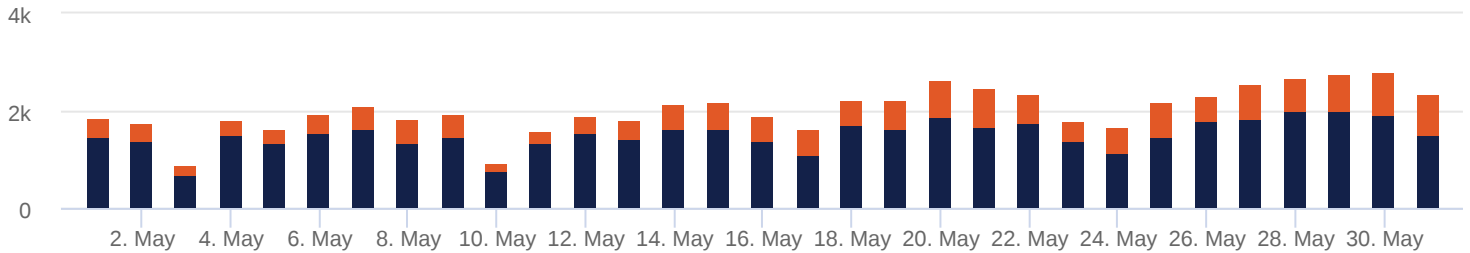
Total visits this period

footfall is  
**41.76%**  
up based on last  
month

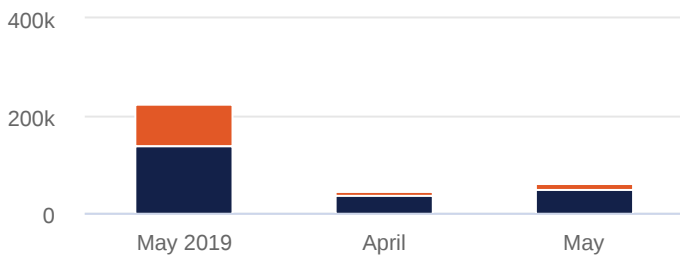
### 2040

Average visitors per day

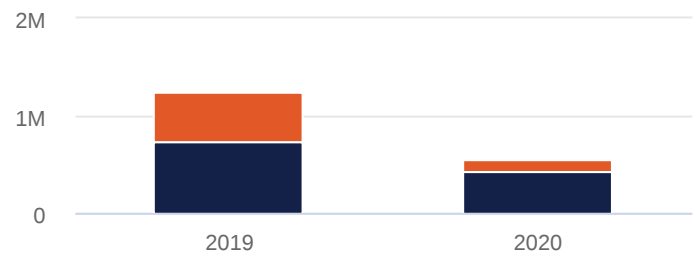
### Overall footfall statistics



● new visitors ● repeat visitors



● new visitors ● repeat visitors



● new visitors ● repeat visitors

### Headlines

- The change in footfall compared to the previous month is a **41.76%** increase
- The total number of visitors was **63255** of which **47093** (74%) have visited previously and **16162** (26%) were new
- The average number of visitors per day has decreased by **-50.26%** based on the year to date average
- Footfall for the year to date has increased by **6.64%** (37130) based on the same period last year
- The busiest zone during May was the **Weston-super-Mere** with **63255** visitors, **100%** of the total venue visitors

### Busiest Days

- The busiest day this month was **Saturday 30th** with **2832**, 4% of the total of which **904** (32%) were new visitors
- During this day the busiest time was between **12:00 and 13:00**
- Average Dwell for the day was **104** minutes

Intelli-Sense Analytics

powered by GEO-Sense

[www.geo-sense.co.uk](http://www.geo-sense.co.uk)

[www.geo-sense.co.uk](http://www.geo-sense.co.uk)

