

GEO-Sense Footfall Headline Report

Weston-super-Mare

January 2020

177802

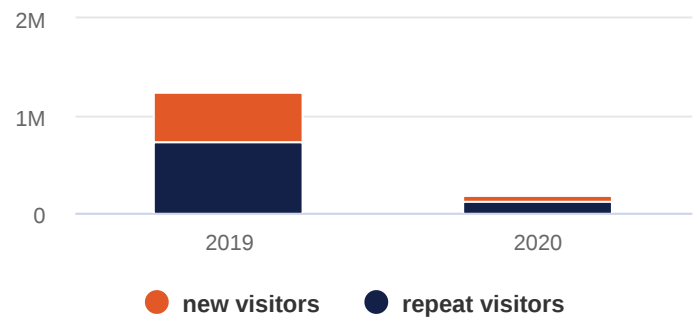
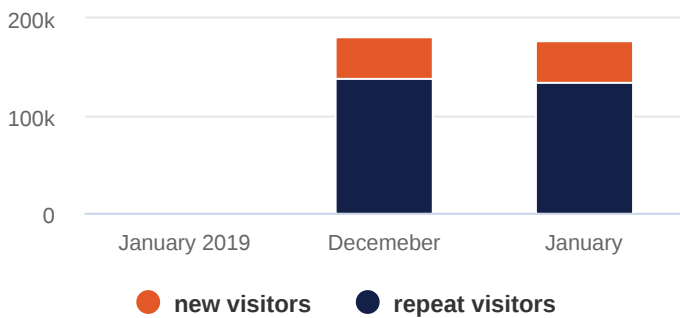
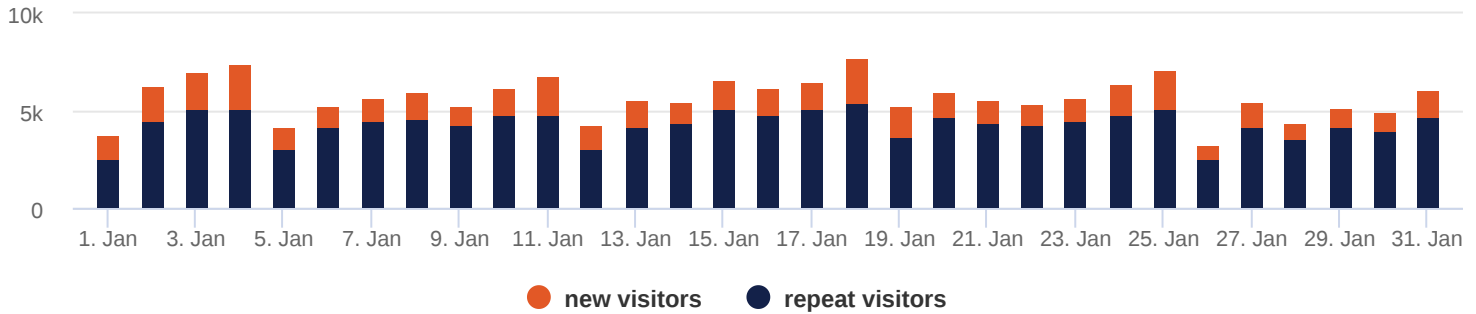
Total visits this period

footfall is
-2.15%
down based
on last
month

5736

Average visitors per day

Overall footfall statistics



Headlines

- The change in footfall compared to the previous month is a **-2.15%** increase
- The total number of visitors was **177802** of which **134127** (75%) have visited previously and **43675** (25%) were new
- The average number of visitors per day has increased by **0%** based on the year to date average
- Footfall for the year to date has increased by **100%** (177802) based on the same period last year
- The busiest zone during January was the **Weston-super-Mere** with **177802** visitors, **100%** of the total venue visitors

Busiest Days

- The busiest day this month was **Saturday 18th** with **7723**, 4% of the total of which **2316** (30%) were new visitors
- During this day the busiest time was between **14:00 and 15:00**
- Average Dwell for the day was **102** minutes

Intelli-Sense Analytics

powered by GEO-Sense

www.geo-sense.co.uk

www.geo-sense.co.uk

