

GEO-Sense Footfall Headline Report

Weston-super-Mare

August 2020

149541

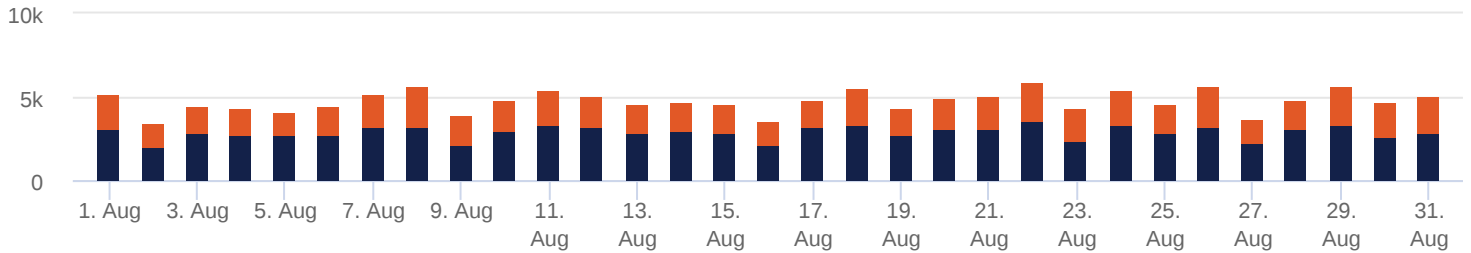
Total visits this period

footfall is
24.06%
up based on last
month

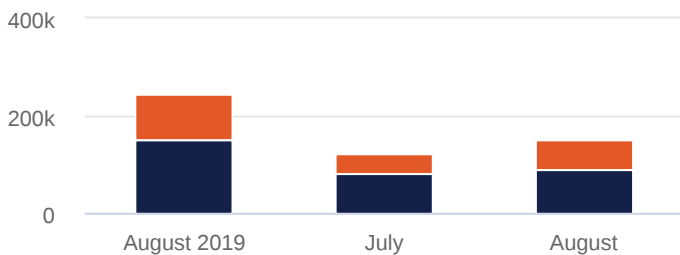
4824

Average visitors per day

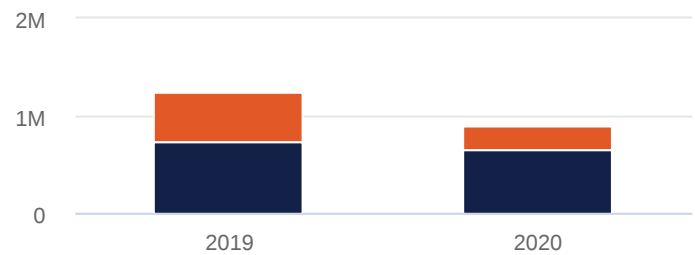
Overall footfall statistics



● new visitors ● repeat visitors



● new visitors ● repeat visitors



● new visitors ● repeat visitors

Headlines

- The change in footfall compared to the previous month is a **24.06%** increase
- The total number of visitors was **149541** of which **90013** (60%) have visited previously and **59528** (40%) were new
- The average number of visitors per day has increased by **35.93%** based on the year to date average
- Footfall for the year to date has decreased by **-36.74%** (-332775) based on the same period last year
- The busiest zone during August was the **Weston-super-Mere** with **149541** visitors, **100%** of the total venue visitors

Busiest Days

- The busiest day this month was **Saturday 22nd** with **5919**, **4%** of the total of which **2399** (41%) were new visitors
- During this day the busiest time was between **12:00 and 13:00**
- Average Dwell for the day was **106** minutes

Intelli-Sense Analytics

powered by GEO-Sense

www.geo-sense.co.uk

www.geo-sense.co.uk

