

# GEO-Sense Footfall Headline Report

## Weston-super-Mare

## April 2019

### 201514

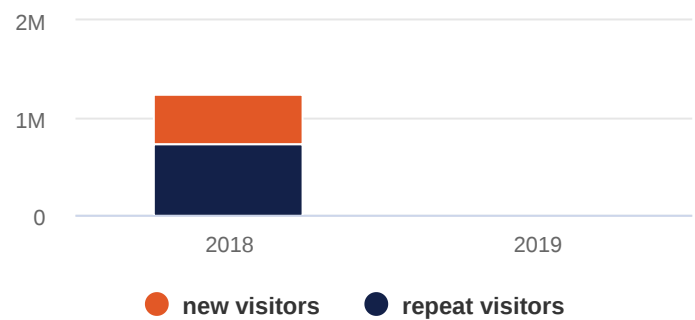
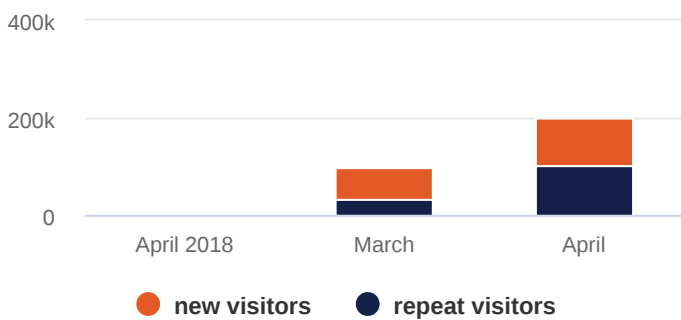
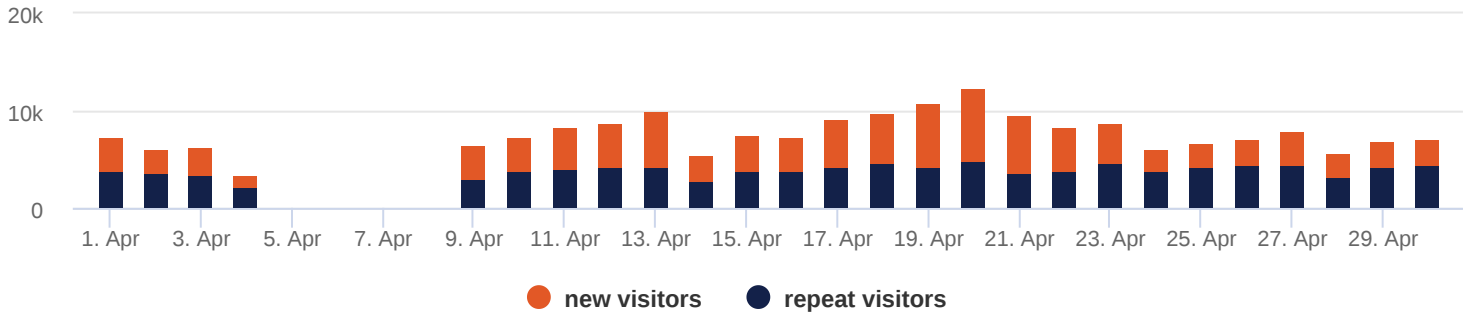
Total visits this period

footfall is  
**107.01%**  
up based on last  
month

### 7751

Average visitors per day

### Overall footfall statistics



### Headlines

- The change in footfall compared to the previous month is a **107.01%** increase
- The total number of visitors was **201514** of which **103184** (51%) have visited previously and **98330** (49%) were new
- The average number of visitors per day has increased by **0%** based on the year to date average
- Footfall for the year to date has increased by **100%** (298857) based on the same period last year
- The busiest zone during April was the **Weston-super-Mere** with **201514** visitors, **100%** of the total venue visitors

### Busiest Days

- The busiest day this month was **Saturday 20th** with **12483**, 6% of the total of which **7577** (61%) were new visitors
- During this day the busiest time was between **12:00 and 13:00**
- Average Dwell for the day was **99** minutes

Intelli-Sense Analytics

powered by GEO-Sense

[www.geo-sense.co.uk](http://www.geo-sense.co.uk)

[www.geo-sense.co.uk](http://www.geo-sense.co.uk)

