



Weston Super Mare

March 2016

29/02/2016 to 03/04/2016

Monday to Sunday



REGION - South West

COUNT TYPE: Footfall Counts

Headlines

Footfall month commencing 29 February 2016 was 562,390.

The busiest day in month commencing 29 February 2016 was Friday 25 March with 46,469 visitors.

The peak hour of the month was 16:00 on Friday with footfall of 6,327

Weather



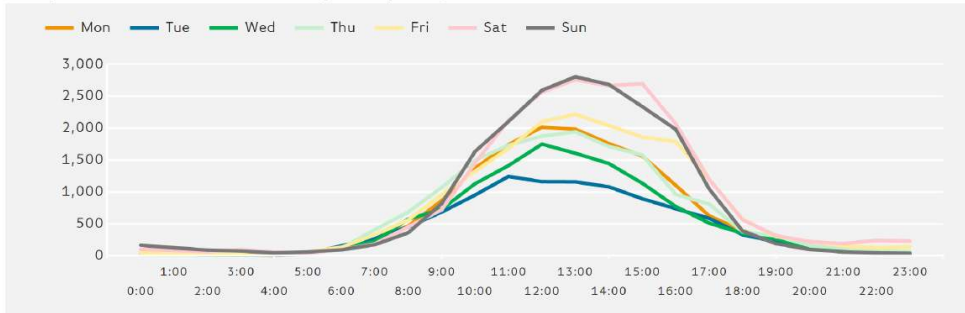
Number of days this month	9	23	3
Number of days same month last year	16	16	3

Average Temperature

Average Temperatures	Maximum Temperature	Minimum Temperature
2016	8.7	2.6
2015	9.4	3.2

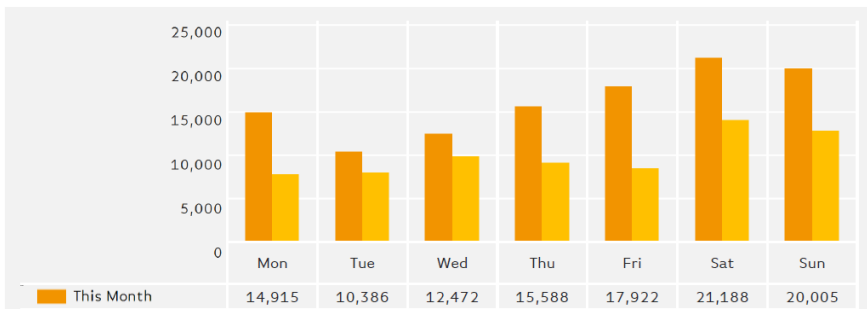
Footfall by Hour

The figures shown below are calculated using a weekly average



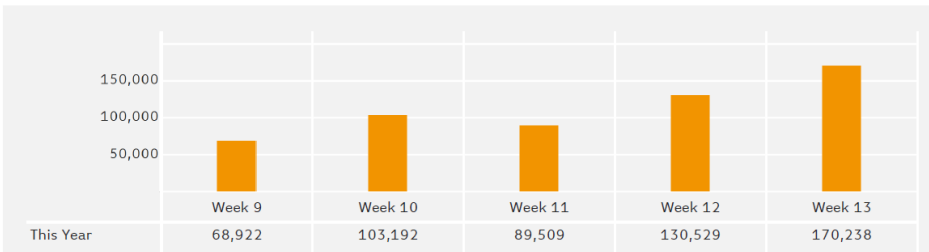
Footfall by Day

The figures shown below are calculated using weekly averages.



Footfall by Week of Month

The figures shown below are calculated using weekly totals.



Footfall Totals

The figures shown below are calculated using weekly averages.

