



Weston Super Mare
 January 2016
 04/01/2016 to 31/01/2016



REGION - South West

Monday to Sunday

COUNT TYPE: Footfall Counts

Headlines

Footfall month commencing 4 January 2016 was 224,616.

The busiest day in month commencing 4 January 2016 was Saturday 23 January with 15,881 visitors.

The peak hour of the month was 13:00 on Saturday with footfall of 2,360

Weather



Number of days this month

10

12

6

Number of days same month last year

17

8

2

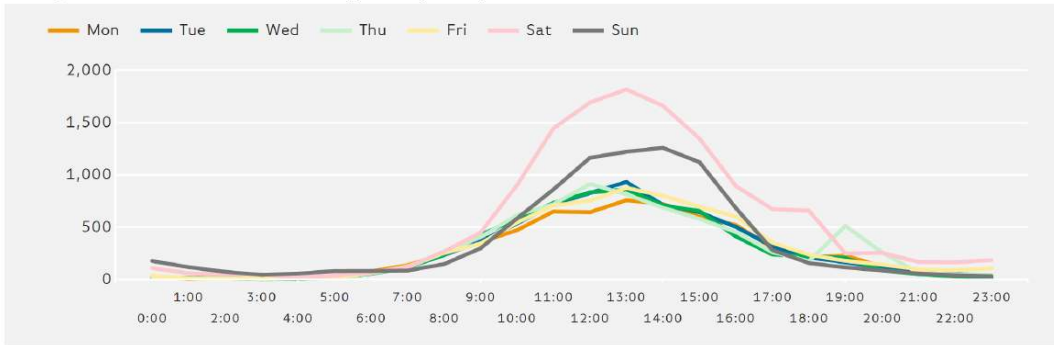
1

Average Temperature

Average Temperatures	Maximum Temperature	Minimum Temperature
2016	7.9	3.3
2015	7.4	1.7

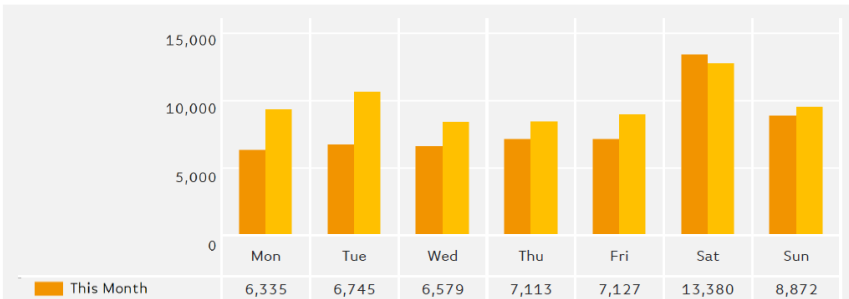
Footfall by Hour

The figures shown below are calculated using a weekly average



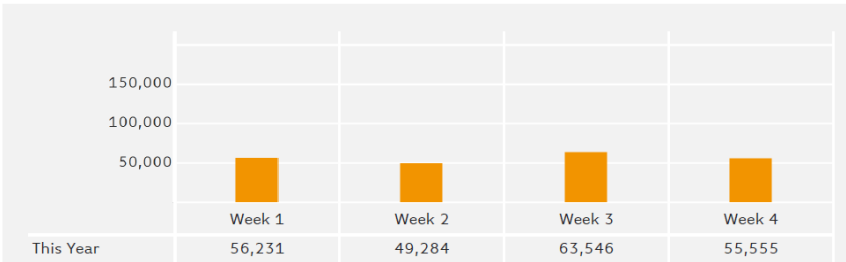
Footfall by Day

The figures shown below are calculated using weekly averages.



Footfall by Week of Month

The figures shown below are calculated using weekly totals.



Footfall Totals

The figures shown below are calculated using weekly averages.

