



Weston Super Mare
 February 2016
 01/02/2016 to 28/02/2016
 Monday to Sunday



REGION - South West

COUNT TYPE: Footfall Counts

Headlines

Footfall month commencing 1 February 2016 was 280,839.

The busiest day in month commencing 1 February 2016 was Saturday 27 February with 15,800 visitors.

The peak hour of the month was 13:00 on Sunday with footfall of 2,385

Weather



FOG

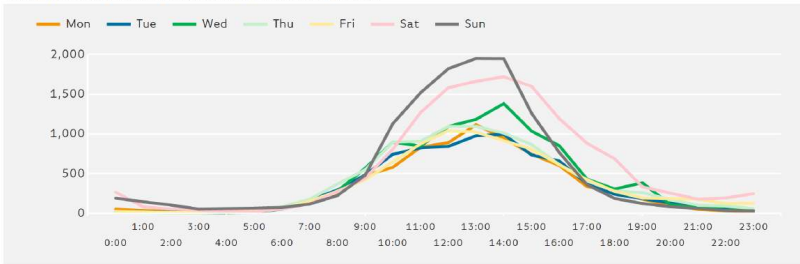
Number of days this month	11	10	6	1
Number of days same month last year	18	8	2	

Average Temperature

Average Temperatures	Maximum Temperature	Minimum Temperature
2016	7.5	2.6
2015	6.3	1.2

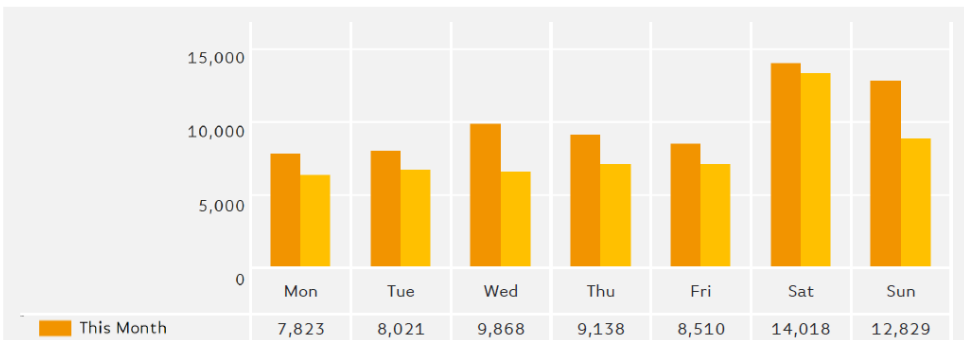
Footfall by Hour

The figures shown below are calculated using a weekly average



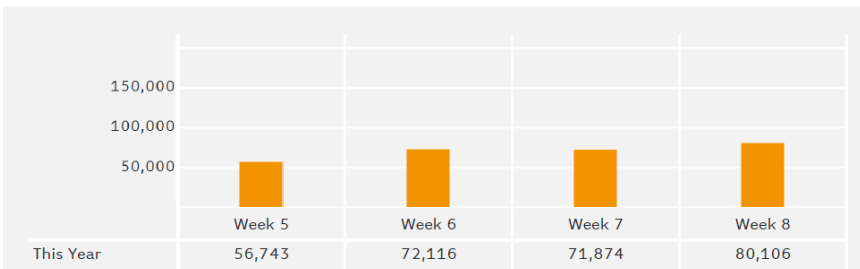
Footfall by Day

The figures shown below are calculated using weekly averages.



Footfall by Week of Month

The figures shown below are calculated using weekly totals.



Footfall Totals

The figures shown below are calculated using weekly averages.

