



Weston Super Mare

December 2015

30/11/2015 to 03/01/2016

Monday to Sunday



REGION - South West

COUNT TYPE: Footfall Counts

Headlines

Footfall month commencing 30 November 2015 was 340,446.

The busiest day in month commencing 30 November 2015 was Tuesday 29 December with 19,889 visitors.

The peak hour of the month was 13:00 on Tuesday with footfall of 3,593

Weather



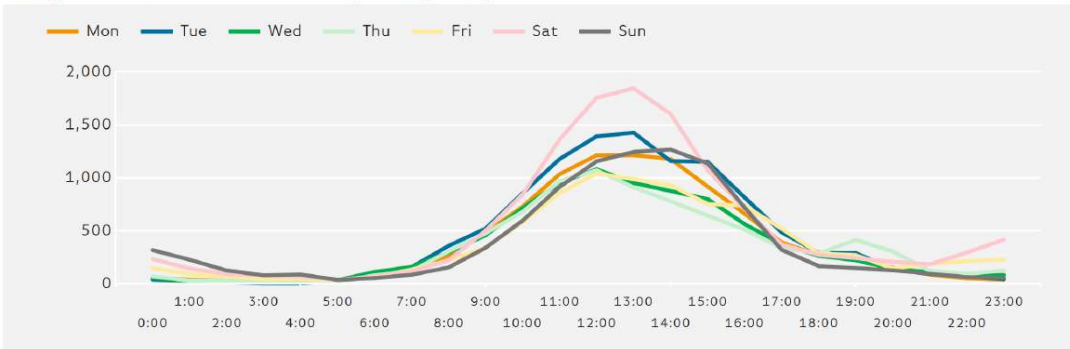
Number of days this month	5	25	5
Number of days same month last year	23	11	1

Average Temperature

Average Temperatures	Maximum Temperature	Minimum Temperature
2015	11.8	7.5
2014	8.3	3.6

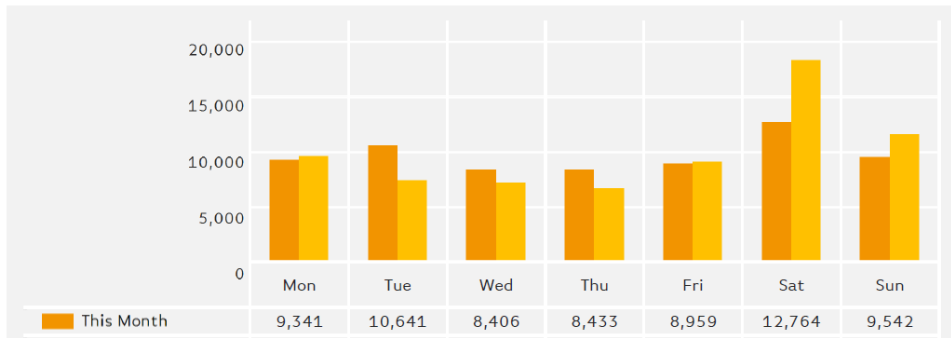
Footfall by Hour

The figures shown below are calculated using a weekly average



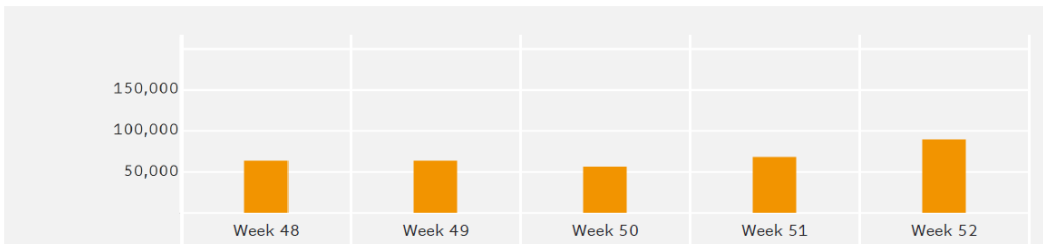
Footfall by Day

The figures shown below are calculated using weekly averages.



Footfall by Week of Month

The figures shown below are calculated using weekly totals.



Footfall Totals

The figures shown below are calculated using weekly averages.

